





# MISSOURI

-  SPRINT SERVING AREA
-  Sprint Central Office
-  Cities with 10,000+Population
-  LATA Boundaries

